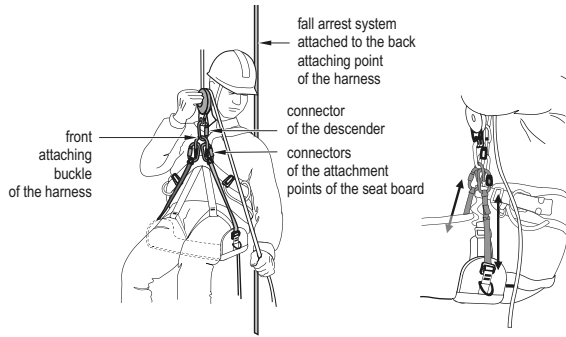


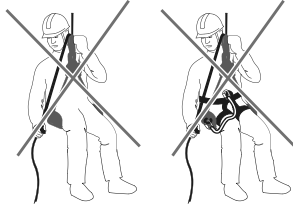
Using the seat board with a descender



correct



incorrect !



Adjusting the straps



Tightening



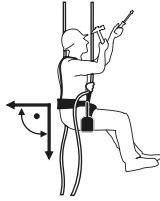
Loosening

ATTENTION: Always protect free end of the strap with the loop

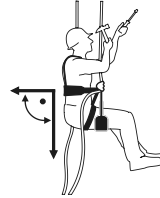


Position during work

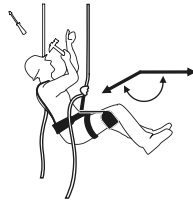
correct



correct



incorrect !

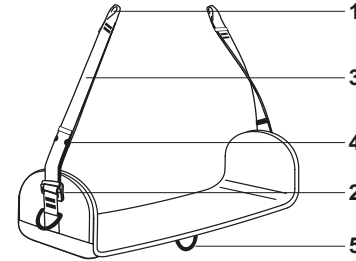


Instruction Manual
READ CAREFULLY BEFORE USE
THE EQUIPMENT

SEAT BOARD ELLER® SAFE
BA100

Elements of the seat board

- (1) Attachment points,
- (2) Adjusting buckle,
- (3) Suspension straps,
- (4) Loop,
- (5) Tool's loop



- the seat board shall only be used by a person trained and competent in its safe use.
- the seat board must be used in conjunction with full body harness and fall arrest equipment.
- the seat board is not personal protective equipment and must be never use alone.
- it is forbidden to make any alterations or additions to the seat board without the manufacturer's prior written consent.
- any repair shall only be carried out by device manufacturer or his certified representative.
- before use ensure about the compatibility of items of equipment assembled into a fall arrest system. Periodically check connecting and adjusting of the equipment components to avoid accidental loosening or disconnecting of the components.
- it is forbidden to use combinations of items of equipment in which the safe function of any one item is affected by or interferes with the safe function of another.
- before each use of the seat board it is obligatory to carry out a pre-use check of the equipment, to ensure that it is in a serviceable condition and operates correctly before it is used.
- during pre-use check it is necessary to inspect all elements of the equipment in respect of any damages, excessive wear, corrosion, abrasion, cutting or incorrect acting.
- after every 12 months of utilization, the seat board must be withdrawn from use to carry out periodical detailed inspection. The periodic inspection must be carried out by a competent person for periodic inspection. The periodic inspection can be carried out also by the manufacturer or his authorized representative.
- In case of some types of the complex equipment e.g. some types of retractable fall arresters the annual inspection can be carried out only by the manufacturer or his authorized representative.
- regular periodic inspections are the essential for equipment maintenance and the safety of the users which depends upon the continued efficiency and durability of the equipment.
- during periodic inspection it is necessary to check the legibility of the equipment marking.
- it is essential for the safety of the user that if the product is re-sold outside the original country of destination the reseller shall provide instructions for use, for maintenance, for periodic examination and for repair in language of the country in which the product is to be used.
- the seat board must be withdrawn from use immediately when any doubt arise about its condition for safe use and not used again until confirmed in writing by equipment manufacturer or his representative after carried out the detailed inspection.
- the device must be withdrawn from use immediately and destroyed when it have been used to arrest a fall.
- a full body harness is the only acceptable body holding device that can be used in a fall arrest system.
- the anchor device or anchor point for the fall arrest system should always be positioned, and the work carried out in such a way, as to minimise both the potential for falls and potential fall distance. The anchor device/point should be placed above the position of the user. The shape and construction of the anchor device/point shall not allowed to self-acting disconnection of the equipment. Minimal static strength of the anchor device/point is 10 kN. It is recommended to use certified and marked structural anchor point complied with EN795.
- it is obligatory to verify the free space required beneath the user at the workplace before each occasion of use the fall arrest system, so that, in the case of a fall, there will be no collision with the ground or other obstacle in the fall path. The required value of the free space should be taken from instruction manual of used equipment.
- the seat board must be transported in the package (e.g.: bag made of moisture-proof textile or foil bag or cases made of steel or plastic) to protect it against damage or moisture.
- the seat board can be cleaned and disinfected without causing adverse effect on the materials in the manufacture of the equipment. For textile products use mild detergents for delicate fabrics, wash by hand or in a machine and rinse in water. Plastic parts can be cleaned only with water. When the equipment becomes wet, either from being in use or when due cleaning, it shall be allowed to dry naturally, and shall be kept away from direct heat.
- the device should be stored loosely packed, in a well-ventilated place, protected from direct light, ultraviolet degradation, damp environment, sharp edges, extreme temperatures and corrosive or aggressive substances.

ADMISSIBLE TIME OF USE

The seat board can be used for 5 years. After this period the device must be withdrawn from use to carry out manufacturer's detailed inspection

The manufacturer's inspection can be carried out by:

- manufacturer
- or person recommended by manufacturer
- or company recommended by manufacturer

During this inspection will be established admissible time of use the seat board till next manufacturer's inspection.

IT IS THE RESPONSIBILITY OF THE USER ORGANISATION TO PROVIDE THE IDENTITY CARD AND TO FILL IN THE DETAILS REQUIRED.

THE IDENTITY CARD SHOULD BE FILLED IN BEFORE THE FIRST USE BY A COMPETENT PERSON, RESPONSIBLE IN THE USER ORGANIZATION FOR PROTECTIVE EQUIPMENT.

ANY INFORMATION ABOUT THE EQUIPMENT LIKE PERIODIC INSPECTIONS, REPAIRS, REASONS OF EQUIPMENT'S WITHDRAWN FROM USE SHALL BE NOTED INTO THE IDENTITY CARD BY A COMPETENT PERSON.

THE IDENTITY CARD SHOULD BE STORED DURING A WHOLE PERIOD OF EQUIPMENT UTILIZATION.

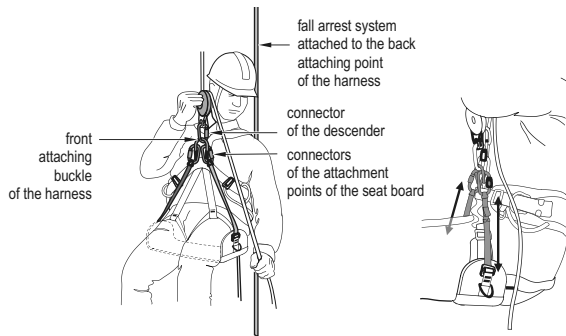
DO NOT USE THE EQUIPMENT WITHOUT THE IDENTITY CARD.

ALL RECORDS IN THE IDENTITY CARD CAN BE FILLED IN ONLY BY A COMPETENT PERSON.

IDENTITY CARD

MODEL AND TYPE OF EQUIPMENT			
REF. NUMBER			
SERIAL NUMBER		DATE OF MANUF.	
USER NAME			
DATE OF PURCHASE		DATE OF PUTTING INTO OPERATION	
PERIODIC EXAMINATION AND REPAIR HISTORY			
DATE	REASON FOR PERIODIC EXAMINATION	REPAIRS AND REASONS OF WITHDRAWN FROM USE	REASON FOR WITHDRAWN FROM USE
1			
2			
3			
4			

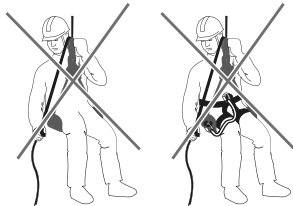
Using the seat board with a descender



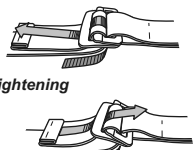
correct



incorrect !



Adjusting the straps



Tightening

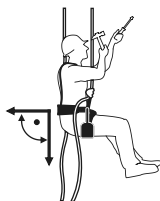
Loosening

ATTENTION: Always protect free end of the strap with the loop

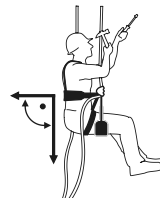


Position during work

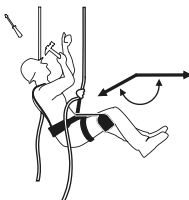
correct



correct

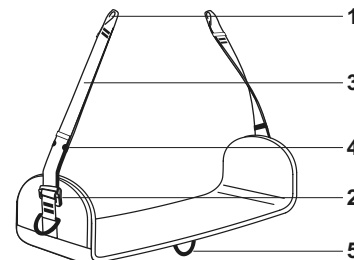


incorrect !



Instruction Manual
READ CAREFULLY BEFORE USE
THE EQUIPMENT

SEAT ELLER® SAFE
BOARD
BA100



Elements of the seat board

- (1) Attachment points,
- (2) Adjusting buckle,
- (3) Suspension straps,
- (4) Loop,
- (5) Tool's loop

- the seat board shall only be used by a person trained and competent in its safe use.
- the seat board must be used in conjunction with full body harness and fall arrest equipment.
- the seat board is not personal protective equipment and must be never use alone.
- it is forbidden to make any alterations or additions to the seat board without the manufacturer's prior written consent.
- any repair shall only be carried out by device manufacturer or his certified representative.
- before use ensure about the compatibility of items of equipment assembled into a fall arrest system. Periodically check connecting and adjusting of the equipment components to avoid accidental loosening or disconnecting of the components.
- it is forbidden to use combinations of items of equipment in which the safe function of any one item is affected by or interferes with the safe function of another.
- before each use of the seat board it is obligatory to carry out a pre-use check of the equipment, to ensure that it is in a serviceable condition and operates correctly before it is used.
- during pre-use check it is necessary to inspect all elements of the equipment in respect of any damages, excessive wear, corrosion, abrasion, cutting or incorrect acting.
- after every 12 months of utilization, the seat board must be withdrawn from use to carry out periodical detailed inspection. The periodic inspection must be carried out by a competent person for periodic inspection. The periodic inspection can be carried out also by the manufacturer or his authorized representative.
- In case of some types of the complex equipment e.g. some types of retractable fall arresters the annual inspection can be carried out only by the manufacturer or his authorized representative.
- regular periodic inspections are the essential for equipment maintenance and the safety of the users which depends upon the continued efficiency and durability of the equipment.
- during periodic inspection it is necessary to check the legibility of the equipment marking.
- it is essential for the safety of the user that if the product is re-sold outside the original country of destination the reseller shall provide instructions for use, for maintenance, for periodic examination and for repair in language of the country in which the product is to be used.
- the seat board must be withdrawn from use immediately when any doubt arise about its condition for safe use and not used again until confirmed in writing by equipment manufacturer or his representative after carried out the detailed inspection.
- the device must be withdrawn from use immediately and destroyed when it have been used to arrest a fall.
- a full body harness is the only acceptable body holding device that can be used in a fall arrest system.
- the anchor device or anchor point for the fall arrest system should always be positioned, and the work carried out in such a way, as to minimise both the potential for falls and potential fall distance. The anchor device/point should be placed above the position of the user. The shape and construction of the anchor device/point shall not allowed to self-acting disconnection of the equipment. Minimal static strength of the anchor device/point is 10 kN. It is recommended to use certified and marked structural anchor point complied with EN795.
- it is obligatory to verify the free space required beneath the user at the workplace before each occasion of use the fall arrest system, so that, in the case of a fall, there will be no collision with the ground or other obstacle in the fall path. The required value of the free space should be taken from instruction manual of used equipment.
- the seat board must be transported in the package (e.g.: bag made of moisture-proof textile or foil bag or cases made of steel or plastic) to protect it against damage or moisture.
- the seat board can be cleaned and disinfected without causing adverse effect on the materials in the manufacture of the equipment. For textile products use mild detergents for delicate fabrics, wash by hand or in a machine and rinse in water. Plastic parts can be cleaned only with water. When the equipment becomes wet, either from being in use or when due cleaning, it shall be allowed to dry naturally, and shall be kept away from direct heat.
- the device should be stored loosely packed, in a well-ventilated place, protected from direct light, ultraviolet degradation, damp environment, sharp edges, extreme temperatures and corrosive or aggressive substances.

ADMISSIBLE TIME OF USE

The seat board can be used for 5 years. After this period the device must be withdrawn from use to carry out manufacturer's detailed inspection
The manufacturer's inspection can be carried out by:
- manufacturer
- or person recommended by manufacturer
- or company recommended by manufacturer
During this inspection will be established admissible time of use the seat board till next manufacturer's inspection.

IDENTITY CARD

MODEL AND TYPE OF EQUIPMENT			
REF. NUMBER			
SERIAL NUMBER		DATE OF MANUF.	
USER NAME			
DATE OF PURCHASE		DATE OF PUTTING INTO OPERATION	
PERIODIC EXAMINATION AND REPAIR HISTORY			
DATE	REASON FOR PERIODIC EXAMINATION	REMARKS	REPAIRS
1			
2			
3			
4			